

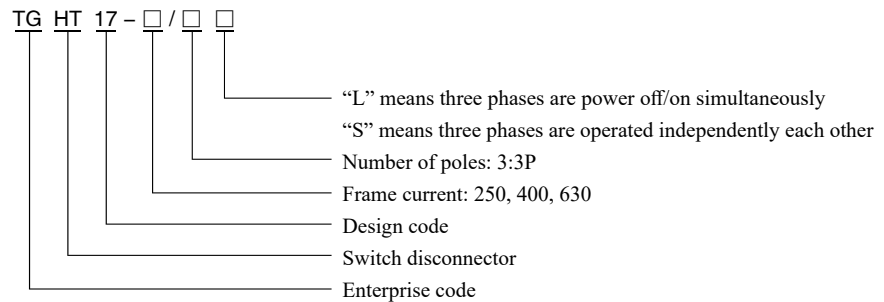
TGHT17 Series Switch Disconnecter



1 Overview

TGHT17 series switch disconnecter (hereinafter referred to as switch) is primarily used in the power distribution circuit and motor circuit with the rated voltage AC415V/AC690V (50Hz) and with the resistive current up to 630A as a power switch, a switch disconnecter, and an emergency switch rather than direct start and stop of motor.

2 Type Designation



3 Technical Parameters

Product parameter	GHT17 series switch disconnecter		
Frame current Ith (A)	250	400	630
Rated insulation voltage Ui (V)	1000		
Rated operating voltage Ue (V)	AC415/690		
Rated impulse withstand voltage Uimp (kV)	12		
Rated operating current Ie (A)	250	400	630
Usage category	AC-22B/AC-21B		
Rated short time withstand current Icw (kA/s)	15		
Rated short circuit making capacity Icm (kA)	30		

4 Operating Conditions

- 4.1 The upper limit of the ambient air temperature does not exceed +40°C, and the lower limit is not below -5°C.
- 4.2 The altitude at the installation site does not exceed 2000 meters.
- 4.3 Humidity: When the maximum temperature is 40°C, the relative humidity of air does not exceed 50%. A higher relative humidity is allowed at low temperatures, such as up to 90% at 20°C. Special measures are taken for condensation occurred occasionally due to temperature changes.
- 4.4 The Pollution degree of the surrounding environment is Level 3;
- 4.5 The switch shall be vertically installed in a place where there is no obvious shaking, impact vibration and rain and snow immersion and where there is no explosive danger medium that there is no gas or dust sufficient to cause metal corrosion and damage to the insulation.

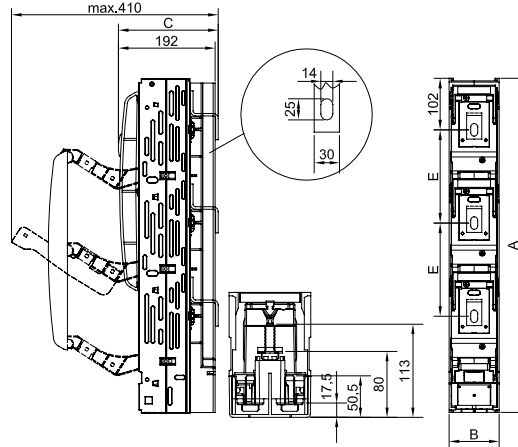
5 Structural Features

The switch is composed of a base, a seat, a handle and a protective cover. RT16 series straight copper busbar is installed on the seat, and is directly used as a moving contact blade. The handle is rotating in the fan-shaped mode based on the fulcrum of the base for power off/on the fuse together with the cover, and has a large breaking distance and obvious break point to meet the requirements of the isolation function switch. The base and seat can be easily dismantled to ensure that the seat can be installed on the busbar safely and reliably. There is an arc extinguishing grid on the base to ensure the arc extinguishing and breaking capacity of the switch.

TGHT17 Series Switch Disconnecter

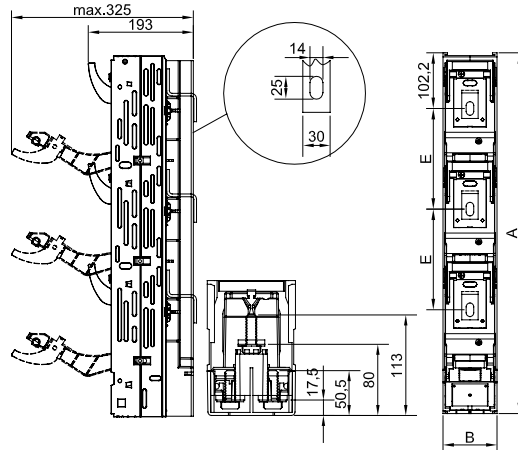
6 Outline and Installation Dimensions

6.1 Outline and installation dimensions when three phases are operated simultaneously



250, 400, and 630 three phases operated simultaneously

6.2 Outline and installation dimensions when three phases are operated independently each other



250, 400, 630 three phases operated independently each other

Model	A	B	C	E	M
TGHT17-250、400、630/3L	665	100	198	185	M12
TGHT17-250、400、630/3S	665	100	190	185	M12

7 Ordering Notice

Please specify the model, features, voltage grade, current grade, number of poles, operation method, and quantity of the switch when ordering. For special orders, please contact the company's technical department. For example: TGHT17-250/3L 10 units.