

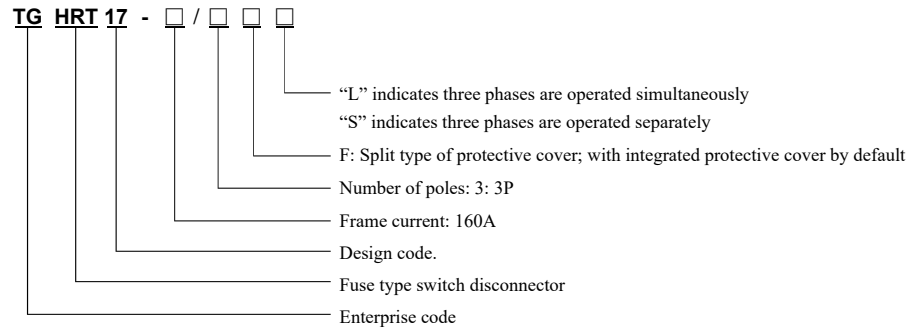
TGHRT17 Series Fuse Switch Disconnecter



1 Overview

TGHRT17 series fuse switch disconnecter (hereinafter referred to as switch) is mainly used in the power distribution circuit and motor circuit with rated voltage AC400V/AC690V (50Hz) and with high short-circuit current with an appointed heating current up to 630A as power switch, isolating switch, and emergency switch for circuit overload and short circuit protection, but cannot be used to directly start or stop the motor.

2 Type Designation



3 Product Parameters

Table 1

Product	TGHRT17 Series Fuse Switch Disconnecter			
Appointed heating current I _{th} (A)	160	250	400	630
Rated insulation voltage U _i (V)	1000			
Rated working voltage U _e (V)	AC690			
Rated impulse withstand voltage U _{imp} (kV)	12			
Fuse model	RT16Z-00	RT16Z-1	RT16Z-2	RT16Z-3
Rated working current I _e (A)	2、4、6、8、10、16、20、25、32、40、50、63、80、100、125、160	80、100、125、160、200、250	125、160、200、250、315、350、400	315、350、400、500、630
Fuse loss power (W)	12	23	34	48
Usage category	AC-21B			
Rated limited short-circuit current I _q (kA)	50			
Number of poles	3P			

4 Operating Conditions

- 4.1 The upper limit of the ambient air temperature does not exceed +40°C, and the lower limit is not below -5°C.
- 4.2 The altitude of the installation site does not exceed 2,000 meters.
- 4.3 Humidity: The relative air humidity does not exceed 50% at the maximum temperature 40°C, and a higher relevant humidity is allowed at the lower temperature, for example, up to 90% at 20°C. Special measures shall be taken for condensations occurred occasionally due to temperature changes.
- 4.4 The pollution degree of the ambient environment is 3.
- 4.5 The switch shall be installed vertically in a place where there is no obvious shaking, impact vibration, and rain and snow erosion, and there is no explosive and dangerous medium at the installation site, and no gas and dust that is sufficient to cause metal corrosion and insulation damage in the medium.

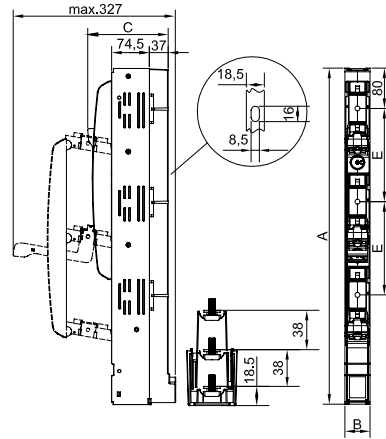
5 Features

The switch is composed of a seat, a base, a cover, a handle, and a protective cover. The NT series of fuse is installed on the base directly instead of the knife switch. The handle can Screw in the sector shape around the pivot of seat to open and close the fuse body together with the cover, and there are larger opening distance and obvious breaking point to meet the isolation functional switch requirements. The seat and base can be dismantled conveniently to ensure that the base can installed on the busbar safely and reliably. There is an arc chute on the seat to ensure the arc extinguishing and breaking capacity of switch.

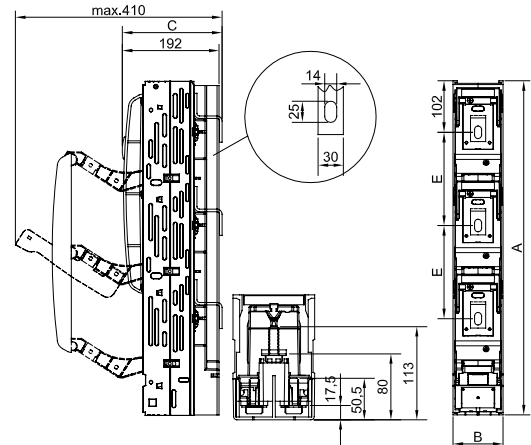
TGHRT17 Series Fuse Switch Disconnecter

6 Outline and Installation Dimensions

6.1 Outline and installation dimensions when three phases are operated simultaneously

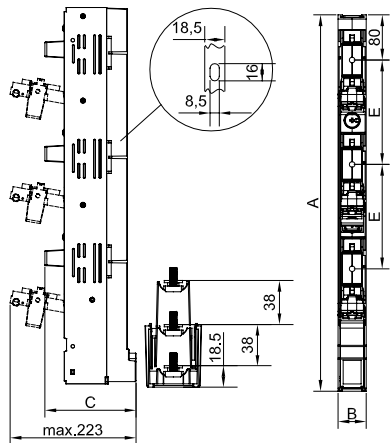


160 three phases are operated simultaneously

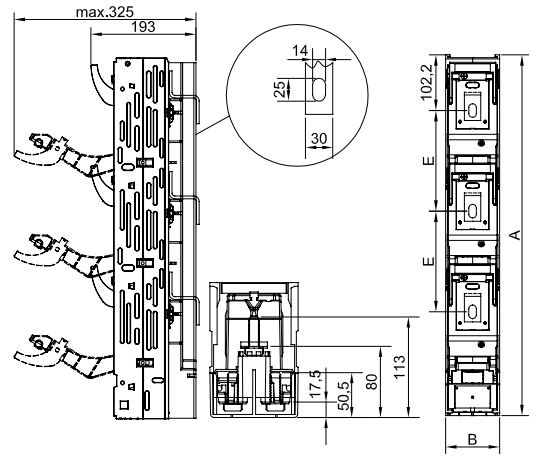


250, 400, and 630 three phases are operated simultaneously

6.2 Outline and installation dimensions when three phases are operated separately



160 three phases are operated separately



250, 400, and 630 three phases are operated separately

Model	A	B	C	E	M
TGHRT17-160/3L	667	50	160	185	M8
TGHRT17-160/3S	667	50	162	185	M8
TGHRT17-250, 400, 630/3L	665	100	198	185	M12
TGHRT17-250, 400, 630/3S	665	100	190	185	M12

7 Ordering Notice

Please specify the type feature, voltage grade, current grade, number of poles, operation method, and quantity of switch when ordering. For special order, please contact our company's technical department.
For example: TGHRT17-250/3L 200A, 10 units.